

The logo for APQP 4 Wind features the text "APQP 4 Wind" in a white, sans-serif font. The number "4" is enclosed in a green circle, and several thin green lines radiate from the center of this circle. The logo is positioned on a dark blue, upward-sloping background that transitions into a sky with white clouds at the top right.

APQP 4 Wind[®]

**How to become a part of
the APQP4Wind Community**

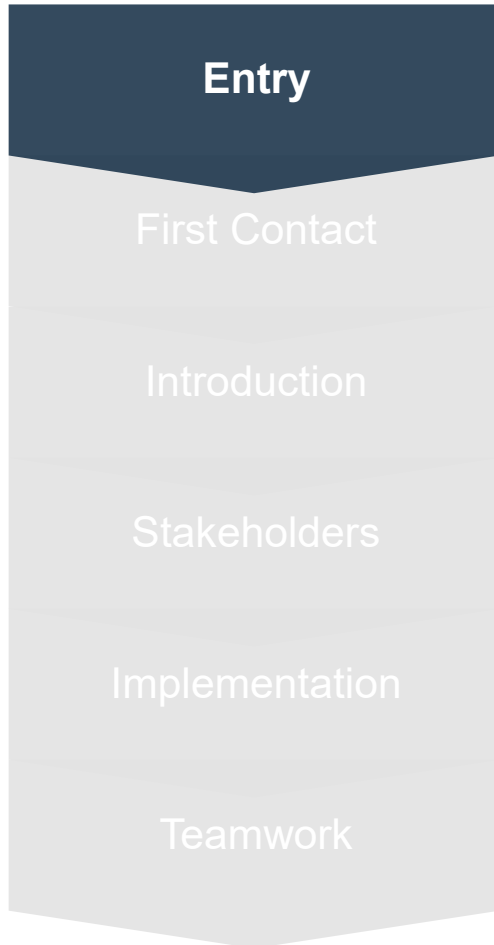
Contents

1. Process overview
2. Entry
3. First contact
4. Introduction
5. Working Groups
6. Implementation
7. Teamwork

Process Overview



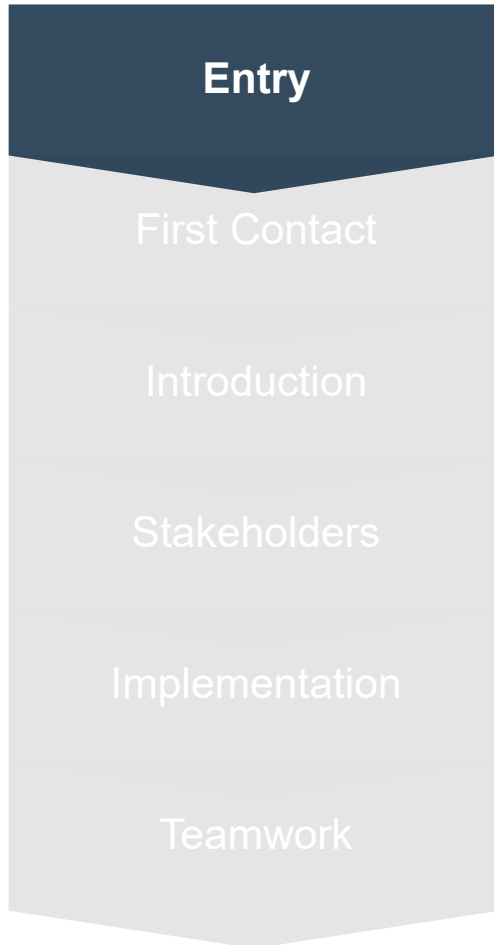
Entry



Interested company or single person becomes aware of APQP4Wind for the first time

- Potential member company has the first contact with the APQP4Wind organization via a Training Provider, another APQP4Wind Company Member, regular information by media (press, quality events, fairs, etc.), or the information was found on the website: www.apqp4wind.org.

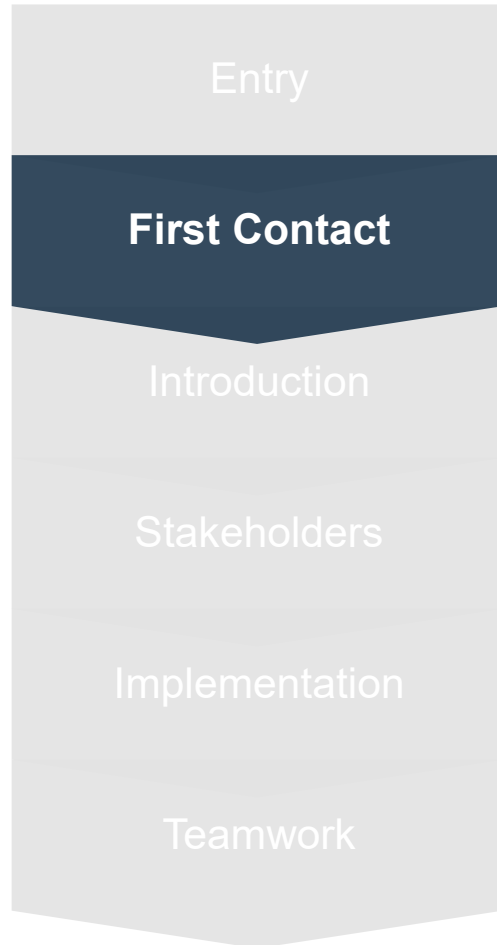
Entry



Training

- Potential member company's employees have successfully completed APQP4Wind Training Courses via an approved Training Provider and received a certificate from the Secretariat.
- Contact one of our Training Providers via the APQP4Wind website to sign up for training: www.apqp4wind.org/training/sign-up-for-training

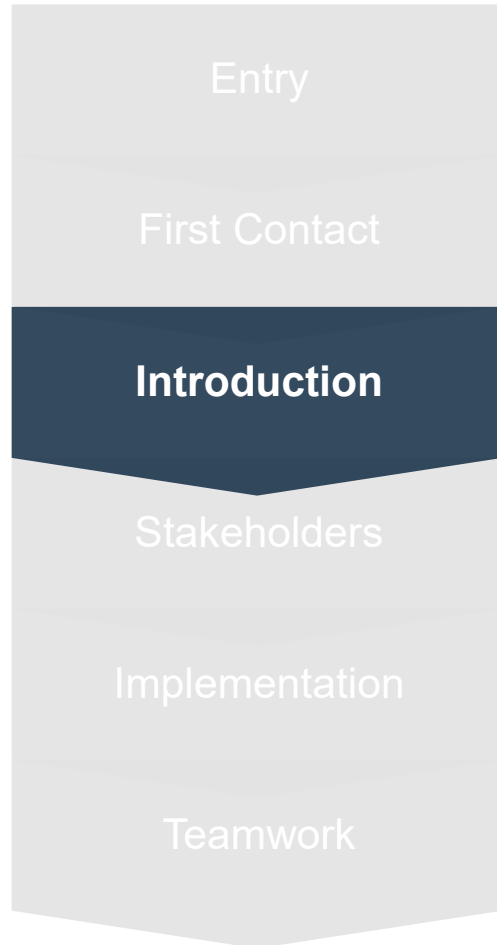
First Contact



Membership

- Potential member company contacts the APQP4Wind Secretariat for more information and applies for a Company Membership.
Membership is only possible for companies.
- Read more about the Company Membership on the APQP4Wind website:
www.apqp4wind.org/company-membership

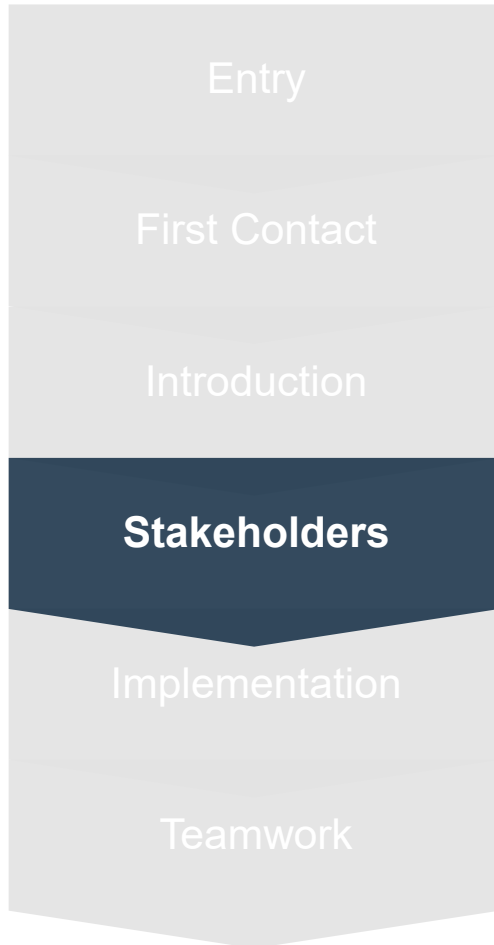
Introduction



The Secretariat reacts to membership application

- The AQPQ4Wind Secretariat will send the approval, Welcome Letter and first set of information to the new Company Member (in case of approval).
- The information includes:
 - Benefits of the membership
 - Where to find what (short summary)
 - Contacts in case of more information required
 - Links to FAQs, Change log & Toolbox
 - Information about the Working Group

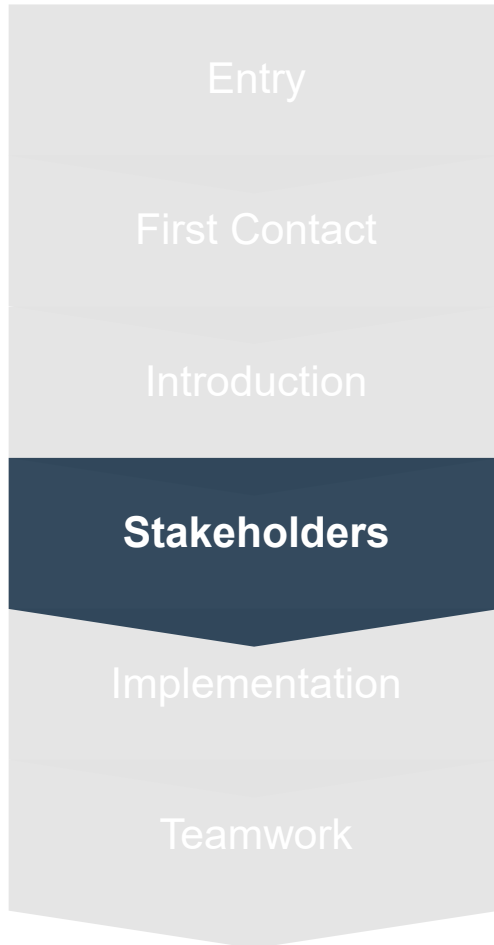
Stakeholders



Selection of Working Group

- The Company Member is informed about the Working Group workflow and the APQP4Wind organization.
- The information includes:
 - Projects within the Working Group
 - Frequency of meetings (how, when and where)
 - Names of Working Group Members
 - Location of shared files
 - How to join the Working Group

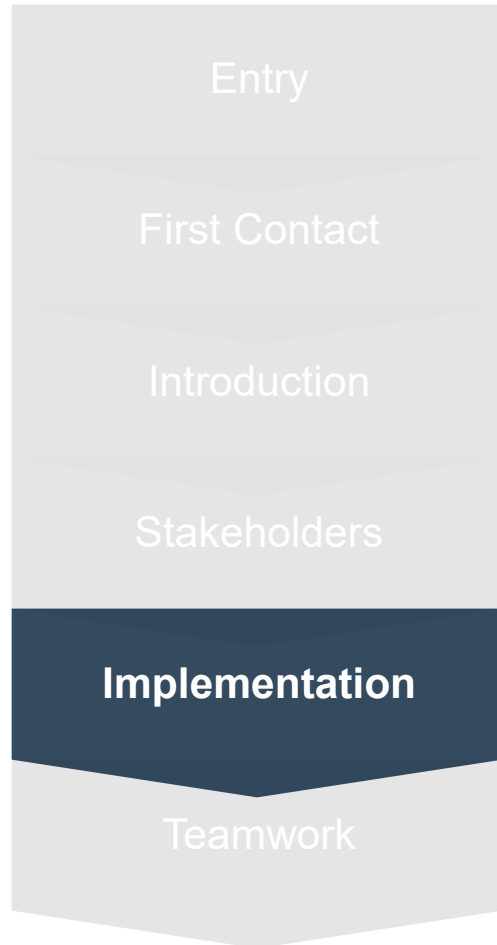
Stakeholders



Selection of Country Ambassador

- The Company Member is informed about the Country Ambassador workflow and the APQP4Wind organization.
- The information includes:
 - How to become a Country Ambassador
 - Collaboration with the Secretariat
 - Frequency of meetings (how, when and where)

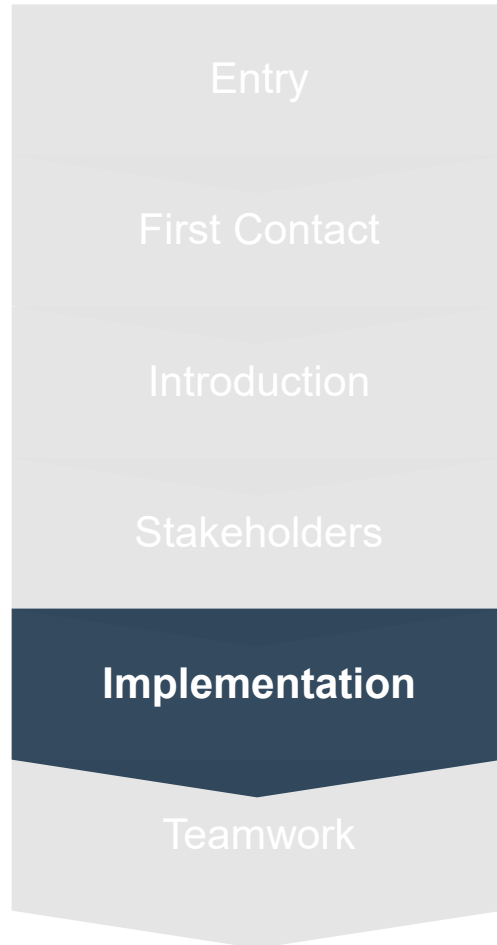
Implementation



Approval and setup of new Working Group team member

- The new team member will be introduced into the Working Group when:
- Approval by Group Leader and Board of Directors is completed.
- The new team member's skills and ability to work actively with the group are sufficient (clarification of background).
- The number of necessary people has not reached the limit (7-9 people is preferred). Each Working Group consists of a small 'Core Team' (2-3 people) plus collaborators (4-6 additional people in the group).
- An invitation will then be sent out by the Working Group Leader, who will also organize an introduction to all Working Group Members at the next meeting.

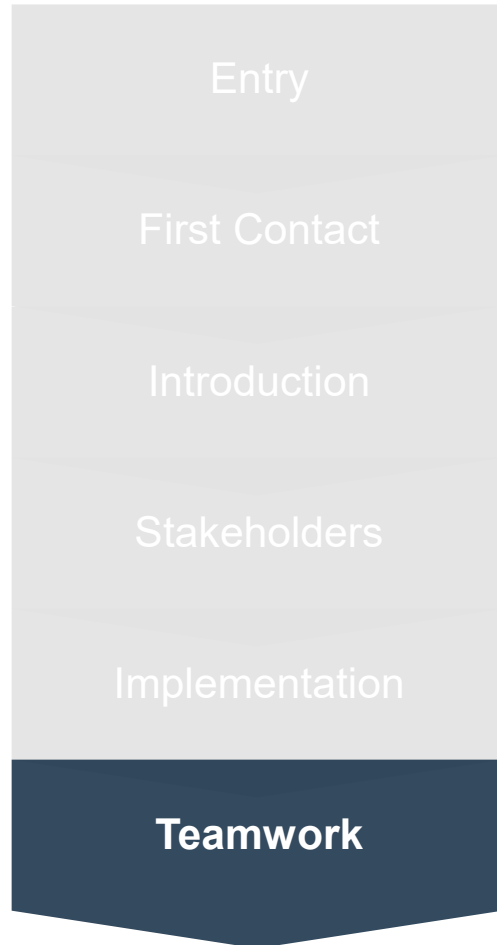
Implementation



Non-successful and successful Working Group applications

- In case an application for becoming a member of a Working Group is denied by the Group Leader, the APQP4Wind Secretariat will send a standard email with the information to the applicant.
- If the Group Leader approves the application, a member of the Board of Directors will sign it off and inform the APQP4Wind Secretariat to welcome the new member. The APQP4Wind Secretariat will then send the information along with a Welcome Letter to the applicant (CC: Group Leader).

Teamwork



Participation

- After the Working Group selection and approval, the new team member will be able to participate in the scheduled meetings organized in MS Teams and have access to the shared documents and contact information of the other team members.

Questions? - Please contact:

The Secretariat

- contact@apqp4wind.org

Working Group Lead

- Henning Hecker, Quality Manager,
henning.hecker@siemensgamesa.com



APQP4Wind Secretariat

contact@apqp4wind.org

Kim Nedergaard Jacobsen

knja@apqp4wind.org

Sisse Vejen Storgaard

svs@apqp4wind.org

Marie-Louise Köllner

mk@apqp4wind.org

Ida Marie Gaarden Prochnow

imgp@apqp4wind.org

Xi Jingchen (Christina)

xjc@apqp4wind.org



APQP4Wind

APQP 4 Wind®

